



Your Road. Your Rules. Your Safety.

Teen Driver Safety Checklist — Make Every Drive a Safe One

🔴 The 100 Deadliest Days (Memorial Day to Labor Day) are no joke. Here's how YOU can stay safe and in control.

No Phone Zone





What to do:

- Put your phone on **Do Not Disturb**
- Keep it in your bag or glovebox — out of reach
- No texting, no scrolling, no snaps behind the wheel
- One passenger at a time = fewer distractions

One glance at your screen = one second too long

Car Check = Power Check

Before you roll out:

-  Headlights and brake lights working? Check.
-  Wipers clean and streak-free? Check.
-  Tires pumped and have solid tread? You bet.
-  Windows and mirrors sparkling clean? Good to go.

 A safe car = confidence on the road

Buckle Up. Every Time.

The rules aren't just suggestions:


- Always wear your seatbelt — yes, even in the back
- Follow speed limits — they exist for a reason
- Full stop at stop signs (not “kind of” stop)
- Use turn signals — make your moves known

Be the driver you'd trust with your playlist

Eyes Up. Mind On.

Watch for:

- Cars changing lanes without warning
- People crossing (yes, even where they shouldn't)
- Bikers and scooters popping out of nowhere
- Random junk in the road — dodge it, don't panic

 Alert = Alive

Late Drives = High Risk

- Turn on those headlights before the sun dips
- Skip the midnight cruise unless it's necessary
- Be extra cautious on unfamiliar roads

It's chill to drive smart — especially after dark

Last Tip: Share the Plan

- Text someone your ETA
- Let them know you're driving — they'll get it
- Don't ghost your GPS either

 Safe is smart. Smart is cool.

Your Road. Your Rules. Your Safety.

Teen Driver Safety Checklist — Make Every Drive a Safe One

 The 100 Deadliest Days (Memorial Day to Labor Day) are no joke.

Here's how YOU can stay safe and in control.




No Phone Zone

- Put your phone on **Do Not Disturb**
- Keep it in your bag or glovebox — out of reach
- No texting, no scrolling, no snaps behind the wheel
- One passenger at a time = fewer distractions


 **One glance at your screen = one second too long**

Car Check = Power Check

Before you roll out:

-  Headlights and brake lights working? Check.
-  Wipers clean and streak-free? Check.
-  Tires pumped and have solid tread? You bet.

-  Windows and mirrors sparkling clean? Good to go.

 A safe car = confidence on the road

Buckle Up. Every Time.

The rules aren't just suggestions:


- Always wear your seatbelt — yes, even in the back
- Follow speed limits — they exist for a reason
- Full stop at stop signs (not “kind of” stop)
- Use turn signals — make your moves known

Be the driver you'd trust with your playlist

Eyes Up. Mind On.

Watch for:

- Cars changing lanes without warning
- People crossing (yes, even where they shouldn't)
- Bikers and scooters popping out of nowhere
- Random junk in the road — dodge it, don't panic

 Alert = Alive

Late Drives = High Risk

- Turn on those headlights before the sun dips (use automatic headlights if available)
- Skip the midnight cruise unless it's necessary
- Be extra cautious on unfamiliar roads

It's chill to drive smart — especially after dark

Last Tip: Share the Plan

- Text someone your ETA
- Let them know you're driving — they'll get it
- Don't ghost your GPS either

 Safe is smart. Smart is cool.